

Aware4Duty



User instructions for employees



Aware4Duty is a simple, game-format test based on validated science that detects cognitive alertness, regardless of possible contributing factors, such as fatigue, emotional distraction, drug and alcohol impairment, and illness.

Smartphone App

- 1) Download the Aware4Duty® app from the Apple or Android app store.
- 2) Open the app and select “I Have Login Info” to enter the Company ID, User ID, and password that you were given by your company. Keep in mind that login information is case-sensitive. You should have to log in only once, but keep your login information where you can find it in case you are inadvertently logged out.
- 3) The first time you perform the test, you will be presented with instructions describing how the test proceeds. You can read the instructions as many times upon beginning the test as you like, then you can tap “Don’t show me again” to pass the screen and prevent it from displaying when returning to the app later.
- 4) Once started, the Aware4Duty® test takes 60 to 90 seconds to complete. Both speed and accuracy are being measured, so don’t take too long on any one screen. If you make too many mistakes, the test may require you to start over. But don’t worry if you struggle with the test at first! The more you take the test, the more you’ll get used to it—and the smarter Aware4Duty® will get.
- 5) At the end of the test, you will see your score record. A dash will appear in place of your score until you achieve a baseline, or your individual average performance, which typically takes 10 completed tests.
- 6) Once Aware4Duty® has established your baseline, there may be occasions where you score too low, or even too high, and the system may prompt you to take the test a second time. If you score abnormally on the second test, Aware4Duty® will notify the designated person at your company, suggesting that he or she have a conversation with you to ensure that you are okay to work.



About Aware360

Aware360 understands people are the most important part of any workplace and provides the tools to keep employees safe throughout their day. Driven by our passion for people, the Aware360 suite of safety solutions leverages personal technology such as smartphones, wearables and satellite devices to keep people safe and productive.



real time data. real time decisions.™



Aware4Duty

User instructions for employees



Tablet, Laptop, or Desktop Computer

- 1) Open a web browser (e.g. Safari) and navigate to <https://aware4duty.aware360.net/> and login with your company's company ID, your user ID, and your password provided by your company. Keep in mind that login information is case-sensitive. Keep your login information where you can find it in case you are inadvertently logged out. Tablets must be oriented in landscape (horizontal) position to use Aware4Duty®.
- 2) Upon starting the test, you will be presented with a checkerboard of symbols. Your task is to determine if all the symbols are the same or if one of the shapes is different from the rest (even if shapes are rotated or upside down). If one of the symbols is different, tap (or click) on it, and the next screen will appear with a new set of symbols. If all of the symbols are identical, tap (or click) the green button that says "They're all the same," and the next screen will appear with a new set of symbols.



- 3) Once started, the Aware4Duty® test takes 60 to 90 seconds to complete. Both speed and accuracy are being measured, so don't take too long on any one screen. If you make too many mistakes, the test may require you to start over. But don't worry if you struggle with the test at first! The more you take the test, the more you'll get used to it—and the smarter Aware4Duty® will get.
- 4) At the end of the test, you will see your score record. A dash will appear in place of your score until you achieve a baseline, or your individual average performance, which typically takes 10 completed tests.
- 5) Once Aware4Duty® has established your baseline, there may be occasions where you score too low, or even too high, and the system may prompt you to take the test a second time. If you score abnormally on the second test, Aware4Duty® will notify the designated person at your company, suggesting that he or she have a conversation with you to ensure that you are okay to work.